

# SCREEN MOUNT

## TYPE CH V19

The RESATEC screen mount type CH-V19 is the further developed universal mounting in our product range. All advantages like:

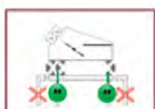
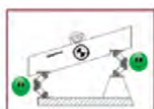
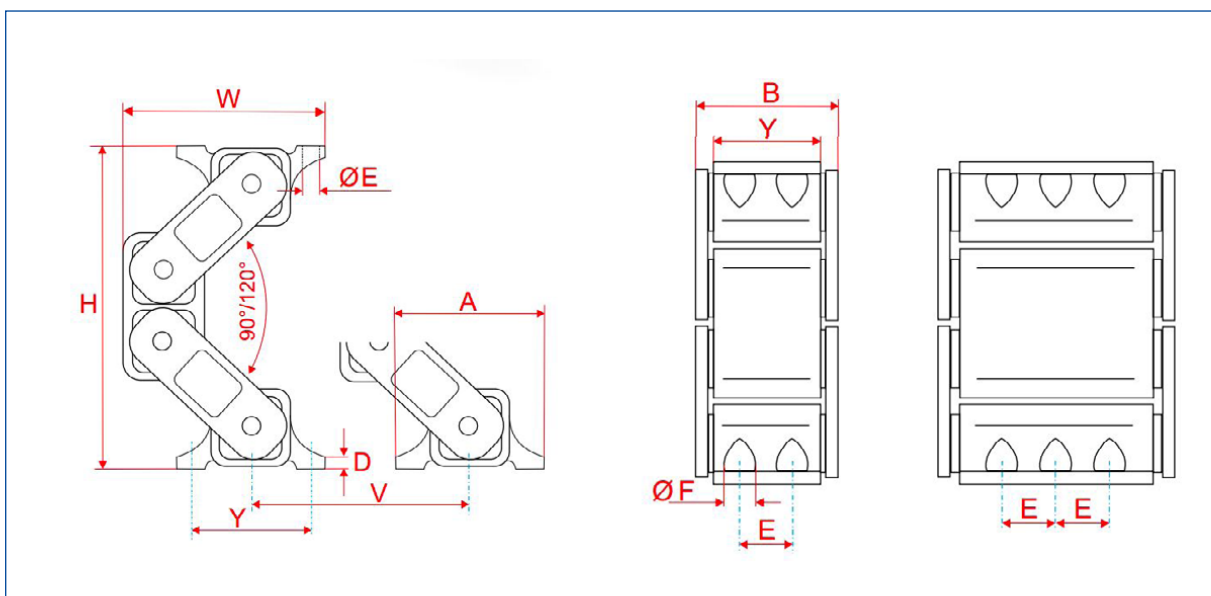
- large oscillation amplitudes
- high insulating effect
- high power density
- low residual force transmission
- high resistance

have been enhanced with the following properties:

- material saving
- weight reduction
- lower maintenance
- higher corrosion resistance

This made it possible to meet the demand for more compact elements with increased service life and lower maintenance. Without sacrificing our quality claim to also equip these elements with levers on both sides as well.

In addition, through the choice of materials, we have made the element not only lighter, but also more resistant to environmental influences.



# SCREEN MOUNT

## TYPE CH V19

dimensions															weight	material		
type	H		W		A	B	LN	D	E	øE	screws	øF +/- 0.2	Y	V				
	unbe- lastet	max. Last	unbe- lastet	max. Last									min.	kg	housing	core	lever	
CH8 – 120 V19	366	264	230	263	170	160	120	13	60	17	8	38	130	270	10.0	Aluminium		
CH8 – 160 V19	366	264	230	263	170	200	160	13	2x60	17	12	38	130	270	12.5			
CH8 – 200 V19	366	264	230	263	170	240	200	13	2x70	17	12	38	130	270	15.8			
CH8 – 240 V19	366	264	230	263	170	280	240	13	3x60	17	16	38	130	270	18.4			
CH8 – 320 V19	366	264	230	263	170	360	320	13	4x60	17	20	38	130	270	23.5			
CH8 – 400 V19	366	264	230	263	170	440	400	13	4x70	17	20	38	130	270	28.7			
CH-PL 8 – 120 V19	376	307		229	170		120	13	60	17	8	38	130	240	10.0	Aluminium		
CH-PL 8 – 160 V19	376	305		229	170		160	13	2x60	17	12	38	130	240	12.5			
CH-PL 8 – 200 V19	376	307		230	170		200	13	2x70	17	12	38	130	240	15.8			
CH-PL 8 – 240 V19	376	307		229	170		240	13	3x60	17	16	38	130	240	18.4			
CH-PL 8 – 320 V19	376	307		229	170		320	13	4x60	17	20	38	130	240	26.5			
CH-PL 8 – 400 V19	376	307		230	170		400	13	4x70	17	20	38	130	240	28.7			

### Load values, max. capacity limits

type	natural frequ. fe		dynam. spring ratio cd 960 min <sup>-1</sup>			capacity limits*													
	load		load		verti.	sw amplitude	hori.	720 min <sup>-1</sup> (12 Hz)				960 min <sup>-1</sup> (16 Hz)				1440 min <sup>-1</sup> (24 Hz)			
	min. N	max. N	min. Hz	max. Hz	N/mm	peak to peak mm	N/ mm	sw mm	K -	W %	Vm m/min.	sw mm	K -	W %	Vm m/min.	sw mm	K -	W %	Vm m/min.
CH8 – 120 V19	2400	5800	2.4	1.9	194	18	84	22	6.4	97.5	26	18	9.3	98.5	28	8	9.3	99	18
CH8 – 160 V19	3200	8000	2.4	1.9	266	18	138	22	6.4	97.5	26	18	9.3	98.5	28	8	9.3	99	18
CH8 – 200 V19	4000	9800	2.4	1.9	327	18	149	22	6.4	97.5	26	18	9.3	98.5	28	8	9.3	99	18
CH8 – 240 V19	5000	12000	2.3	1.9	399	18	209	22	6.4	97.5	26	18	9.3	98.5	28	8	9.3	99	18
CH8 – 320 V19	7000	16000	2.2	1.9	533	18	277	22	6.4	97.5	26	18	9.3	98.5	28	8	9.3	99	18
CH8 – 400 V19	8000	20000	2.3	1.9	666	18	344	22	6.4	97.8	26	18	9.3	98.5	28	8	9.3	99	18
CH-PL 8 – 120 V19	3500	8100	2.9	2.1	281	15	128	18	5.2	97	21	15	7.7	98	24	8	9.3	98.5	18
CH-PL 8 – 160 V19	4700	11300	2.6	2.0	388	15	171	18	5.2	97	21	15	7.7	98	24	8	9.3	98.5	18
CH-PL 8 – 200 V19	6000	13600	2.5	1.9	471	15	215	18	5.2	97	21	15	7.7	98	24	8	9.3	98.5	18
CH-PL 8 – 240 V19	8000	16000	2.5	1.9	506	15	259	18	5.2	90.5	21	15	7.7	98	24	8	9.3	98.5	18
CH-PL 8 – 320 V19	11000	22000	2.5	1.9	760	15	344	18	5.2	97	21	15	7.7	98	24	8	9.3	98.5	18
CH-PL 8 – 400 V19	13500	27000	2.3	2.0	939	15	432	18	5.2	97	21	15	7.7	98	24	8	9.3	98.5	18

\*sw: amplitude (peak to peak)

W: isolation efficiency

K: oscillating machine factor

Vm: theo. conveying speed (angle 45°)